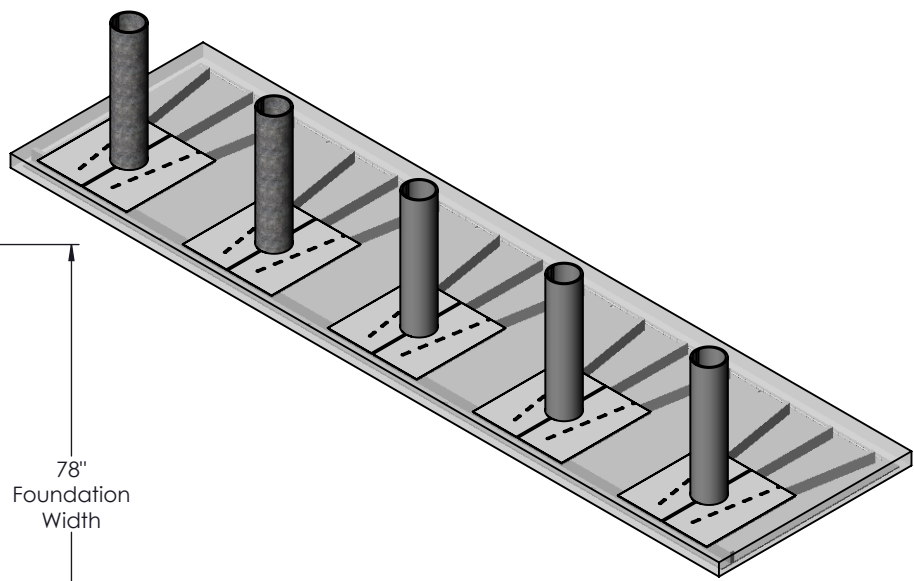
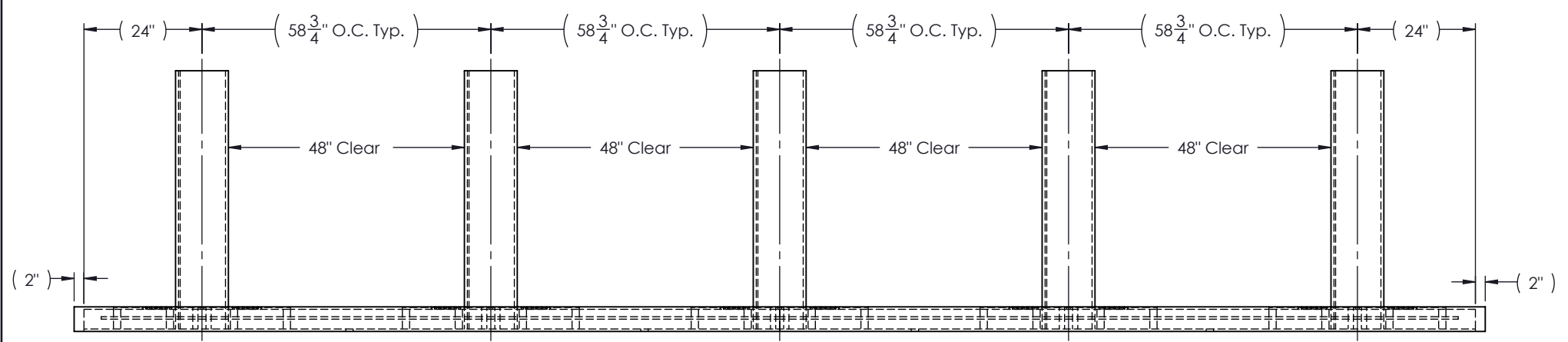


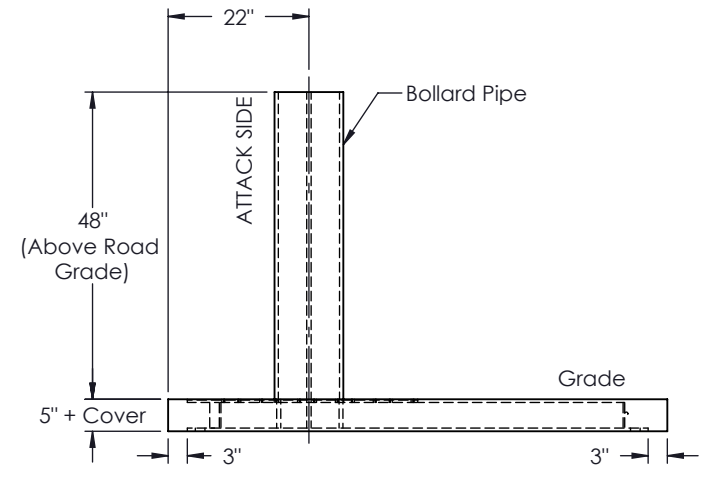
PLAN VIEW
SCALE 1 : 30



ISOMETRIC VIEW
(FOR REFERENCE)
SCALE 1 : 55



ELEVATION VIEW
SCALE 1 : 30



SIDE ELEVATION VIEW
SCALE 1 : 30

GENERAL NOTES

1. For additional information contact Gibraltar at 1-800-495-8957.
2. All concrete shall be per specification; minimum 3500PSI.
3. Concrete to fill all voids between top and bottom plates.
4. No additional rebar required for this bollard design.
5. Bollard system shall have 2" clear cover around with top bollard plate flush with grade if no cover is specified.

PROPRIETARY AND CONFIDENTIAL THE INFORMATION CONTAINED IN THIS DRAWING IS THE SOLE PROPERTY OF GIBRALTAR. ANY REPRODUCTION IN PART OR AS A WHOLE WITHOUT THE WRITTEN PERMISSION OF GIBRALTAR IS PROHIBITED.					PRODUCT: G-1442	SHEET DESCRIPTION: M40 P2 Ultra Shallow Bollard (5 Bollard 48" Clear Configuration)	
REV # 0	DESCRIPTION: Approved for distribution	DRAWN BY: JP	APPD BY: JH	DATE: 05/18/2020		PROJECT: Standard	
						SCALE: Varies	SHEET: 1 OF 1